



# MIRI<sup>®</sup> Evidence

RFID Witnessing System


# MIRI<sup>®</sup> Evidence

**MIRI<sup>®</sup> Evidence is the ultimate traceability tool for fertility clinics.**

**Enhancing and improving your clinical and administrative workflow in the IVF lab.**


Traceability systems are an essential safeguard, ensuring that the right gametes, embryos, and patient information are correctly identified and utilized throughout the laboratory procedures. The Evidence system assures the embryologist and provides full documentation of the complete cycle process.

- Enhancing working accuracy by preventing mistakes from being made throughout a cycle.
- Reduced risk of legal dispute by providing complete documentation record of the cycle. This documentation serves as a valuable resource, allowing embryologists to review and analyze the steps taken, ensuring adherence to protocols, and facilitating continuous improvement.
- Offering a sense of working security, knowing that the correct gametes and embryos are being handled at all times. Embryologists can approach their work confidently, focusing on providing the best patient care while minimizing the possibility of mix-ups or errors.



MIRI® Evidence is redefining the way traceability in laboratory procedures is managed and stored in fertility clinics, eliminating errors, preventing system mix-ups, saving time, and helping clinics to comply with regulations. This tool provides a single, secure platform that ensures all patients are scheduled on time and documented properly - saving time and improving outcomes across the board.

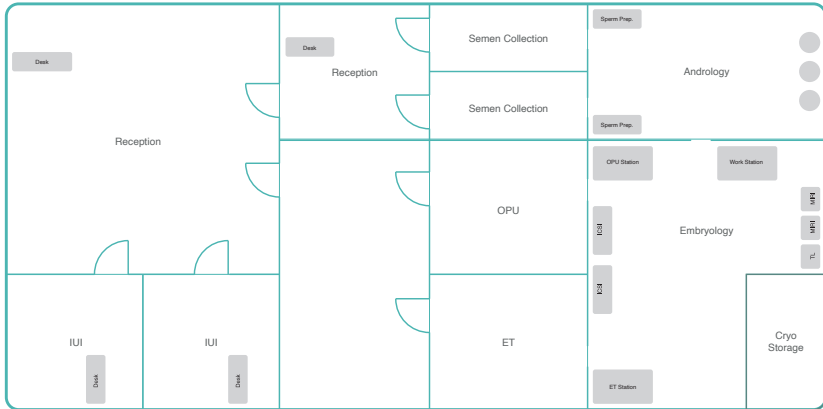
The MIRI® Evidence workflow proposes tools to improve scheduling and documentation procedures, refining both clinical and administrative processes in a fertility clinic. Tasks or procedures are spontaneously arranged and scheduled as soon as the patient starts her treatment. Any changes to her treatment initiate an update of the scheduled task. The built-in validation engine warrants that all data is registered. If data is missing, a task is automatically created for the person or group of persons responsible for maintaining such information.



We use hybrid human-readable RFID labels for the dishes to prevent mixup allowing zero possibility for error. The Pole reader automatically imparts 270° of coverage in the work area of the workstation.

# MIRI® Evidence in the IVF Clinic

Evidence covers the flow from the Ovum Pickup via cryopreservation to the transfer of the embryo. Every steps is secured.



## Reception

A designated area in the IVF Clinic where patients are registered in preparation for their cycle of IVF or IUI in the clinic. After registration, wristbands are printed for identification and verification of the patient before admission. The witnessing system provides complete documentation of present and past records and cycles of patients, which helps IVF clinic manage and plan future cycles of patients.



## Andrology Laboratory

A designated area in the IVF clinic where andrologists or embryologists perform sperm capacitation and/or sperm analysis of semen samples for IVF/ICSI/IUI purposes. Putting witnessing systems in place in this area will help eliminate the need for manual double witnessing of embryologists, therefore, having increased procedure efficiency and undisturbed workflow.



## Embryology Laboratory

A designated area in the IVF clinic where various procedures are performed, i.e., denudation, freezing, thawing, ICSI, conventional IVF, embryo grading and assessment, embryo incubation and media preparation happen. These procedures require precision, accuracy and speed while ensuring that gametes are handled with the gentlest care. Eliminating the need for double witnessing and having full traceability with lot management, embryologists work with higher capacity and efficiency without worrying that they are working on the wrong samples. Evidence also provides registration of various consumable brands to the system enabling the full traceability of whatever brand they use. Evidence also locks in the workstation to perform procedures strictly for the patient alone, preventing sample mix-ups.

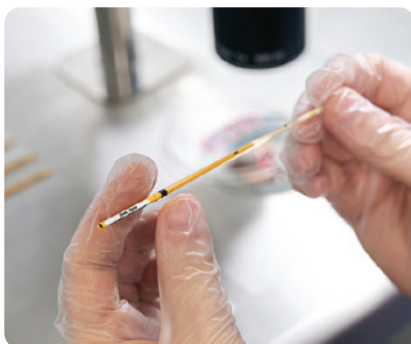
## Examination Rooms and Theaters

A designated area in the IVF clinic where patients are admitted for their respective treatments. Wristbands are scanned and workstations are locked-in to perform procedures and samples exclusive to the patient admitted to the room. All consumables like needles and catheters are registered to the patient's chain of custody to allow full traceability of the utensils used per procedure.



## Cryopreservation


Vitrification straws where oocytes and embryos are placed are labelled with human readable barcode labels to allow accurate identification and verification of the samples before thawing or warming.



# Key Features

## Hybrid RFID Label

MIRI® Evidence uses an intuitive labelling system that makes use of human-readable labeling, universal data matrix code and RFID tags. This combination on each label offers a powerful solution to improve efficiency, accuracy, traceability, and security in embryology labs. It minimizes the potential for errors, enhances quality assurance, and ultimately contributes to better patient care and treatment outcomes.



### Complete labels for your labware

Complete range of labels for your specimen cups, conical tubes, culture dishes, and vitrification straws.


## Chain of Custody

A chain of custody is a form of management system that is required in many laboratories, clinics or hospitals to have that allows every step of the lab process to be properly documented from the beginning to the end of the process.

Case	Procedure	Operator	Location	Time	Status	Notes
655	ICSI	Dr. Smith	Lab 1	10:00	Completed	
655	ICSI	Dr. Smith	Lab 1	10:15	In Progress	
655	ICSI	Dr. Smith	Lab 1	10:30	Completed	
655	ICSI	Dr. Smith	Lab 1	10:45	In Progress	
655	ICSI	Dr. Smith	Lab 1	11:00	Completed	

### Tracking and traceability

Chain of custody is an assimilated part of MIRI® Evidence. It can visualize a full-blown chain of custody for any gamete or embryo. It will document the process from the beginning of a cycle until the very end of it. Traceability also covers the lot numbers and the specific utensils that the gamete or embryo has been in contact with.



### User-Friendly Application

MIRI® Evidence works on desktop PCs, laptops, and tablets. The tablet allows you to capture data in real-time independent of whether you perform vitrification, embryo scoring, or assign a location in the cryobank. The dedicated workspaces will guide you safely through timed processes. Once you scan the tube or dish, MIRI® Evidence will present the relevant options based on the previously performed steps. The scanners work independently of the workstations and tablets allow you to bring the wireless scanner between the workstations. MIRI® Evidence is designed as a native touch application.


## Automatic Mismatch Prevention



The **RFID technology** system employed in the MIRI® Evidence will automatically detect any mismatch during a procedure once a labelled dish is placed within the area covered by the RFID scanner with our pole reader and tube reader.

Eliminate the need for **double witnessing** with continuous monitoring of the workspace through RFID tag.

MIRI® Evidence system can provide **detailed logs** and records of all procedures, including the usage of items and any detected discrepancies. This feature enables efficient auditing and traceability, enhancing quality control and accountability in forensic or laboratory settings.



## Retrofit

The MIRI® Evidence can be retrofitted to existing equipment. There is no need to replace or do customizations on the tabletop of your workstations. Our RFID pole scanner is compatible with all available workstations in the market. Aside from that, an incubator monitor can be designated to display whose embryo has been assigned to which specific chamber of the incubator. The monitor is compatible with various kinds of embryo culture incubators on the market.



## Esco Medical Support Offices

Lithuania • USA • China • Denmark

*Esco Medical provides 24/7 customer support for MIRI Evidence. We have a team of experienced and knowledgeable customer support representatives located in various regions around the world, so we can provide support to customers in their own time zone.*

*If you have a questions, you can contact us at:*



19 Changi South Street 1, Singapore 486779  
Tel +65 6542 0833 • [medical@escolifesciences.com](mailto:medical@escolifesciences.com)  
[www.esco-medical.com](http://www.esco-medical.com)

Esco Global Offices: Bangladesh | China | Denmark | Germany | Hong Kong | Indonesia | Lithuania | Malaysia | Myanmar | Philippines | Russia | Singapore | South Africa | South Korea | Taiwan | Thailand | UAE | UK | USA | Vietnam



Designed in Denmark



Made in the E.U.

